

**Attachment**  
**“A”**  
**Pet Adoptions**

# Maggie Mae

**ANIMAL ID:** CLAY-A-4648

**SEX:** Spayed Female

**BREED:** Mix Breed, 2 Years Old, 55lbs

**LOCATION:** CCACC Main Shelter in Green Cove Springs

**ABOUT:** Maggie Mae is the best girl! She is dog friendly, loves people, enjoys car rides, enjoys bath time, knows basic commands and she is house trained!! This spunky girl has the best personality and she does not let her rough past define her, she is a ray of sunshine. Maggie Mae is up to date on her vaccines, microchipped and heartworm negative.



[claycountygov.com/adopt](http://claycountygov.com/adopt)



# Teddy

**ANIMAL ID:** CLAY-A-5526

**SEX:** Neutered Male


**BREED:** Mix Breed, 3 Years Old, 40 lbs

**LOCATION:** CCACC Main Shelter in Green Cove Springs

**ABOUT:** Teddy is quickly becoming a staff favorite, no doubt due to his laid back personality. This sweet boy had to be carried miles from where he was left in the woods, a kind citizen found him injured and alone. Teddy is quickly recovering and we have discovered he is dog and kid friendly. Teddy is up to date on his vaccines and he is microchipped. Although, Teddy will have to be foster to adopt because he is heartworm positive but all treatment is covered by CCAS.



[claycountygov.com/adopt](http://claycountygov.com/adopt)



# Lottie

**ANIMAL ID:** CLAY-A-5085

**SEX:** Spayed Female

**BREED:** Domestic Medium Hair, 8 Weeks Old

**LOCATION:** CCACC Main Shelter in Green Cove Springs

**ABOUT:** Hi my name is Lottie! I am a very confident girl and I am not afraid of my dog friends, I will even snuggle with them. I love exploring and playing with my sister (Lychee). In the evening I like to settle down and snuggle with my human mom and dad. I am not as vocal as my sister, I have a tiny voice but my foster mom thinks it's just precious. My forever home is wherever my sister is, we are thick as thieves. Lottie has had some vaccines but she will require boosters and she is microchipped.



[claycountygov.com/adopt](http://claycountygov.com/adopt)



# Lychee

**ANIMAL ID:** CLAY-A-5397

**SEX:** Spayed Female

**BREED:** Domestic Medium Hair, 8 Weeks Old

**LOCATION:** CCACC Main Shelter in Green Cove Springs

**ABOUT:** Hi my name is Lychee! I love my foster sister (Lottie), she helps me feel more confident and I would love to have my forever home wherever she is. I'm not a fan of dogs but as long as they leave me alone I can co-exist in the same house. I love following my human mom around and snuggles are one of my favorite things. I am a vocal girl but not in an annoying way. Lychee has had some vaccines but will require boosters and she is microchipped.



[claycountygov.com/adopt](http://claycountygov.com/adopt)



**KITTEN SEASON HAS OFFICIALLY STARTED (EARLY)**

Join our “Kitten Crew”

We need fosters, if interested please contact

**[clayfosters@claycountygov.com](mailto:clayfosters@claycountygov.com)**

**[claycountygov.com/adopt](http://claycountygov.com/adopt)**



If you are interested in helping our furry friends but can't bring one home, please take a look at our Amazon wish list. We are always in need of items for our foster kittens and our shelter animals.

[Amazon.com](https://www.amazon.com)

[claycountygov.com/adopt](https://claycountygov.com/adopt)

**Attachment**  
**“B”**  
**Investment Update**



# Investment Update

June 13, 2023

CLAY COUNTY CLERK OF COURT & COMPTROLLER  
TARA S. GREEN



Purpose of the Investment Committee is to provide overall direction for investing under the Investment Policy approved by the Board of County Commissioners

## **Current Members:**

- **Tara S. Green, Clerk of Court and Comptroller**
- **Betsy Condon, Chairman of Board of County Commissioners**
- **Howard Wanamaker, County Manager**
- **Rick Dingle, Chief Administrative Officer**
- **Troy Nagle, Assistant County Manager**
- **Amy Bramlitt, Finance Officer**
- **Debbie Sileo, Director of the Office of Management and Budgets**
- **Heather Boucher, Commission Auditor**

# Market Update

- Federal Reserve raised targeted interest rates in May 2023 for the 10<sup>th</sup> time since March 2022 to a range of 5.00% to 5.25%
- Inflation for December, January, February, March and April were 6.5%, 6.4%, 6.0%, 5.0% and 4.9%, respectively
- The labor market is still tight, but hiring is cooling quickly. The Florida unemployment rate was 2.6% in April
- Three banks failed between 3/10/2023 and 5/1/2023
- Mixed thoughts on future rates, but some believe the Federal Reserve will take a pause in raising interest rates
  
- The debt ceiling results could affect timing of Treasury Maturities
  
- In this current market, we have not changed the mix of the portfolio at this time

# Cash & Investments as of 3/31/2023

	<b>Balances in Accounts</b>	<b>Average Returns for FY 2022/2023</b>	<b>Interest Collected for First Quarter</b>	<b>Interest Collected for Second Quarter</b>	<b>FY 2022/2023 Interest</b>
Wells Fargo *	\$ 37,027,141	1.067%	\$ 102,728	\$ 56,587	\$ 159,315
US Bank Bond Investments	\$ 89,308,972	1.711%	\$ 364,058	\$ 383,494	\$ 747,552
Florida Palm Bond Investments	\$ 12,381,474	4.364%	\$ 204,451	\$ 203,070	\$ 407,521
Florida Palm BOCC Investments	\$ 20,010,829	4.941%	\$ -	\$ 10,829	\$ 10,829
Florida Class	\$ 20,148,944	3.967%	\$ 410,535	\$ 489,639	\$ 900,174
Florida Safe Investments	\$ 82,115,518	3.996%	\$ 165,846	\$ 948,790	\$ 1,114,636
Florida Prime Investments	\$ 205,083,003	4.156%	\$ 1,986,840	\$ 2,396,964	\$ 4,383,804
<b>Total Cash &amp; Investments</b>	<b>\$ 466,075,882</b>		<b>\$ 3,234,458</b>	<b>\$ 4,489,373</b>	<b>\$ 7,723,831</b>

\* This is actual cash in bank as of 3/31/2023



# Summary of Cash & Investments Q2 FY 2023

Note: All returns are net of fees

	Florida Prime	Annual Return for Qtr	Florida Safe	Annual Return for Qtr	Florida Class	Annual Return for Qtr	Florida Palm - BOCC	Annual Return for Qtr	Florida Palm - Bond Proceeds Daily Funds/ Palm term/US Bank	Annual Return for Qtr	Wells Fargo - Operating Acct	Annual Return for Qtr	Total
Balance at 12/31/2022	\$ 206,686,039		\$ 90,166,728		\$ 50,577,227		\$ -		\$ 107,358,153				
Earnings	\$ 2,396,964	4.7%	\$ 948,790	2.7%	\$ 489,639	4.7%	\$ 10,829 *	4.9%	\$ 586,564	4.9%	\$ 56,587	1.1%	\$ 4,489,373
Changes to Investment	\$ (4,000,000)		\$ (9,000,000)		\$ (31,020,000)		\$ 20,000,000		\$ (7,000,000)				
Realized gain(loss)									\$ 4,435				
Unrealized gain/(loss)					\$ 102,078				\$ 741,295				
Balance at 3/31/2023	\$ 205,083,003		\$ 82,115,518		\$ 20,148,944		\$ 20,010,829		\$ 101,690,447		\$ 37,027,141		\$ 466,075,882
% Invested	44.00%		17.62%		4.32%		4.29%		21.82%		7.94%		100.00%
Maximum Per Investment Policy	<80%		<40%		<40%		<40%		<40%		<40%		
Total in Pools													43.76%
Maximum in Pools per Investment Policy													<80%
* Invested on 3/28/2023													
S&P Rated GIP Index Government 30-Day Gross of Fees Yield													4.74%
S&P Rated GIP Index Government 30-Day Net of Fees Yield (All pools for March's earnings were above this benchmark)													4.62%

Non-Cash FMV increase adjustment

# Net Earnings by Investment FY 2022/2023

	Current Investments						
	Florida	Florida	Florida	Florida	PFM/US	Florida	Wells
	Prime	Safe	Palm - Bond	Palm	Bank *	Class	Fargo
Average	4.156%	3.996%	4.364%	4.941%	1.711%	3.967%	1.067%
High	4.931%	4.864%	4.623%	4.941%	1.868%	5.828%	1.202%
Low	3.173%	2.953%	3.238%	0.000%	1.631%	2.767%	0.962%

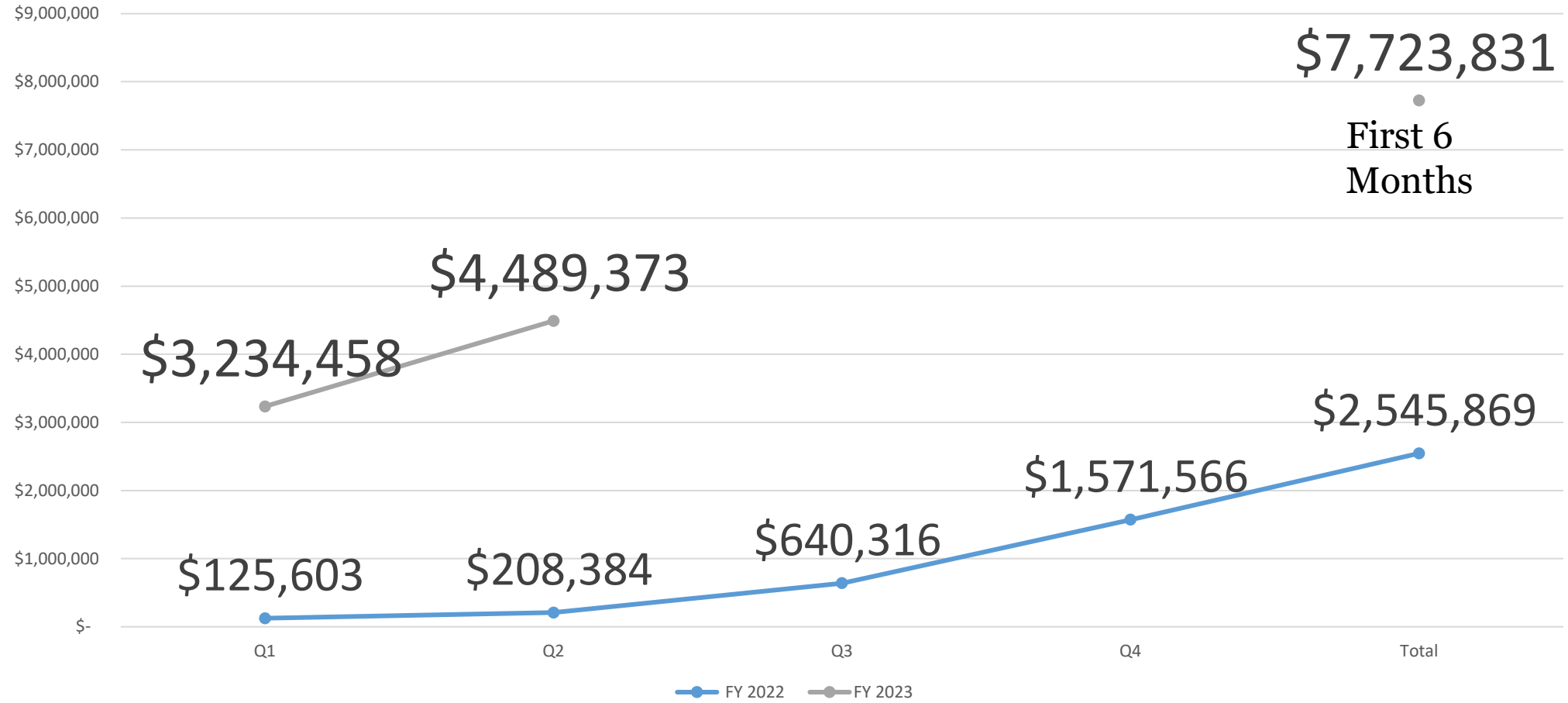
Note: All of these funds with the exception of the bond proceeds are liquid funds with same day to 3 days availability

# Comparison of Net Earnings by Investment

	Average Returns						
	Florida Prime	Florida Safe	Florida Palm - Bond	Florida Palm	PFM/US Bank	Florida Class	Wells Fargo
Q1 & Q2 FY 2023	4.156%	3.996%	4.364%	4.941%	1.711%	3.967%	1.067%
Full Year FY 2022	0.913%	0.919%	0.842%	NA	0.264%	0.829%	0.357%

# Comparison of Net Earnings by Investment

Interest by Quarter





# Interest Earnings by Fund

Through 6 months there is a \$4.6 million positive variance to budget for the General Fund and Major Capital Funds

	<u>Half the Annual Budget</u>	<u>Six Months Actual</u>	<u>Variance</u>
General Fund	\$ 120,000	\$ 1,341,745	\$ 1,221,745
American Rescue Plan Fund	\$ 15,000	\$ 692,001	\$ 677,001
Capital Improvement Fund	\$ 90,000	\$ 1,171,008	\$ 1,081,008
Bond Construction Fund	\$ 90,000	\$ 1,177,088	\$ 1,087,088
Impact Fee Funds District 2 & 3	\$ 20,000	\$ 255,634	\$ 235,634
Mobility Fee Fund	\$ 7,500	\$ 267,233	\$ 259,733
<b>General Fund &amp; Capital Funds</b>	<b>\$ 342,500</b>	<b>\$ 4,904,710</b>	<b>\$ 4,562,210</b>
Solid Waste Fund	\$ 50,000	\$ 882,313	\$ 832,313
Universal Collections Fund	\$ 7,500	\$ 132,897	\$ 125,397
Other Funds	\$ 98,782	\$ 1,803,911	\$ 1,705,129
	<u>\$ 498,782</u>	<u>\$ 7,723,830</u>	<u>\$ 7,225,048</u>

# Questions

# Appendix

# Detail Earnings for Q2 FY 2022/2023

	Florida Prime	Annual Return	Florida Safe	Annual Return	Florida Class	Annual Return	Florida Palm - BOCC	Annual Return	Florida Palm - Bond Proceeds Daily Funds/ Palm term	Annual Return	Florida Palm - US Bank - Treasuries	Annual Gross Return	Wells Fargo - Operating Acct	Annual Gross Return	Total
Balance at 12/31/2022	\$ 206,686,039		\$ 90,166,728		\$ 50,577,227				\$ 19,178,405		\$ 88,179,748		\$ 45,929,083		\$ 500,717,229
Interest January 2023	\$ 799,380	4.64%	\$ 318,187	4.23%	\$ 173,612	4.12%		0.00%	\$ 73,879	4.62%	\$ 130,814	1.78%	\$ 17,410	1.20%	
Interest February 2023	\$ 758,329	4.39%	\$ 299,081	4.30%	\$ 170,784	4.04%		0.00%	\$ 69,225	4.31%	\$ 119,866	1.63%	\$ 15,576	1.04%	
Interest March 2023	\$ 839,255	4.93%	\$ 331,522	4.86%	\$ 145,242	5.83%	\$ 10,829	4.94%	\$ 59,966	5.84%	\$ 132,814	1.87%	\$ 23,601	0.96%	
Payment of Invoices & Ad Hoc Payments								*					\$ (78,716,149)		
Payroll Payments													\$ (6,982,329)		
Collection of Taxes and Receipts													\$ 43,670,738		
Transfer from Florida Class					\$ (31,020,000)								\$ 31,020,000		
Transfer to Florida Palm - BOCC							\$ 20,000,000						\$ (20,000,000)		
Change in Principle- January			\$ (7,000,000)										\$ 7,000,000		
Change in Principle- February	\$ (4,000,000)		\$ (2,000,000)						\$ (2,000,000)				\$ 8,000,000		
Change in Principle- March									\$ (5,000,000)				\$ 5,000,000		
Change in value for year end GAAP Reporting					\$ 102,078						\$ 741,295 **				
Realized Gain(Loss) on sale of assets											\$ 4,435				
Unapplied cash													\$ 3,939,147		
Ad hoc bank transactions													\$ (6,108,073)		
Receipt from ACHA Deposit													\$ 4,727,887		
Other net													\$ (509,750)		
Balance at 3/31/2023	\$ 205,083,003		\$ 82,115,518		\$ 20,148,944		\$ 20,010,829		\$ 12,381,474		\$ 89,308,972		\$ 37,027,141		\$ 466,075,882
% Invested	44.00%		17.62%		4.32%		4.29%		2.66%		19.16%		7.94%		100.00%
Maximum Per Investment Policy	<80%		<40%		<40%		<40%		<40%		<40%		<40%		
Total in Pools															43.76%
Maximum in Pools per Investment Policy															<80%



**Attachment**

**“C”**

**Hurricane Information**





**Attachment**

**“D”**

**Celebrate Clay County**

**History Information**



# CELEBRATE CLAY COUNTY HISTORY



Use your  
smart  
phone to  
scan the QR  
code here



## EXPLORE CLAY COUNTY'S HISTORICAL PLACES AND WIN PRIZES!



### Explore Clay's History!

We invite you to celebrate the heritage of our local communities and the stories they have to tell. You will discover tales of strength, courage, perseverance and legacy.



### How Do I Play?


Sign up for the digital pass using the QR code and "check-in" at each location. If you visit 10 locations you will be entered to win a prize!



### Collect Your Prize!

Pick up your prize or provide your mailing address and we will send your prize directly to your door.

 Pick up location:  
477 Houston Street, Green Cove Springs, FL.  
32043- Tourism Department - 2nd floor



## HOW IT WORKS:



Scan the QR  
code or visit  
ExploreClay.com  
/Passports



Receive a text or  
e-mail with a link  
to your passport



Check-in at  
participating  
locations to  
qualify for prizes.



<https://exploreclay.com/passports/>

